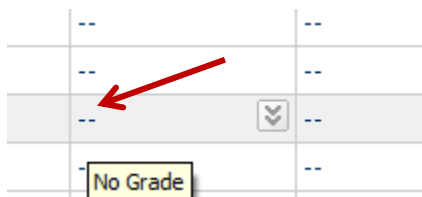
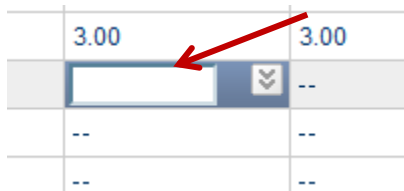


Entering Grades

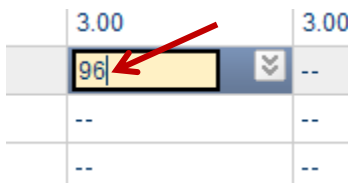
1. Click on **Full Grade Center** In Blackboard
2. Find the grade you wish to enter.



3. Click once on the - - text box.



4. Type the grade



5. Press the **Enter** button to advance to the next student in that column.
6. Once done entering grades, press the **ESC** key on your keyboard to get out of the edit mode.

