

Setup Your Mobile Device to Receive SMS and Text-to-Voice Notifications

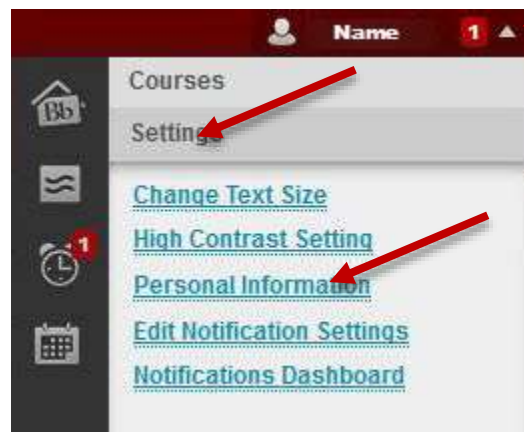
Adding SMS and Text-to-voice notifications to your Mobile Device will allow you to keep informed about any updates that occur in your classes.

To setup your mobile device up to accept Blackboard SMS and Text-to-voice notifications, do the following:

1. After opening your web browser, Log into your Blackboard Account using:
 - a. **Username:** Your ID Number.
 - b. **Password:** Key in your date of birth in 6 digits (mmddy). Example, January 1, 1970 would be 010170

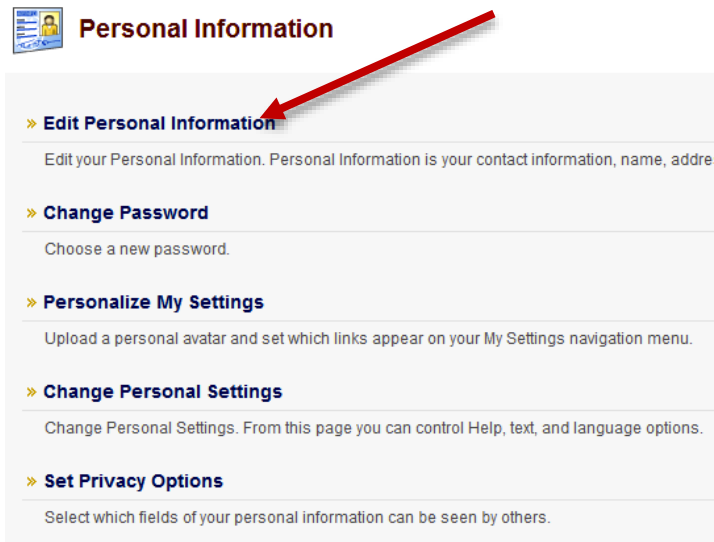


2. Click the down arrow by your **Name**, click on **Settings**, and click **Personal Information** link.



Setup Your Mobile Device to Receive SMS and Text-to-Voice Notifications

3. Click on **Edit Personal Information** link.



Personal Information

- » **Edit Personal Information**
Edit your Personal Information. Personal Information is your contact information, name, address, and phone number.
- » **Change Password**
Choose a new password.
- » **Personalize My Settings**
Upload a personal avatar and set which links appear on your My Settings navigation menu.
- » **Change Personal Settings**
Change Personal Settings. From this page you can control Help, text, and language options.
- » **Set Privacy Options**
Select which fields of your personal information can be seen by others.

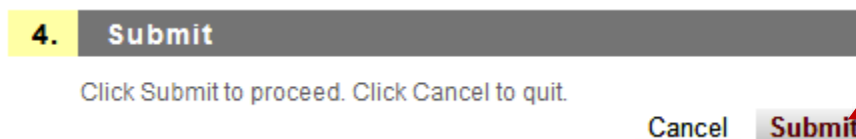
4. Click in the **Mobile Phone** text box and type your Mobile Phone/Cell Phone Number.



3. Other Information

Gender	<input type="text" value="Not Disclosed"/>
Birthdate	<input type="text"/>  Enter dates as mm/dd/yyyy
Country	<input type="text"/>
Website	<input type="text"/>
Home Phone	<input type="text"/>
Work Phone	<input type="text"/>
Work Fax	<input type="text"/>
Mobile Phone	<input type="text"/>

5. Click on **Submit** button.



4. Submit

Click Submit to proceed. Click Cancel to quit.

Once you have clicked on **Submit**, go to [Adding Blackboard's SMS and Text-to-Voice Notifications to Mobile Device](#) Document.

If you need any assistance, please feel free to contact **CIE Help Line**: 334-556-2464.

