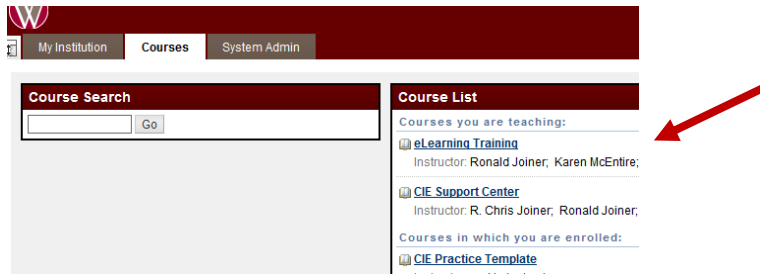
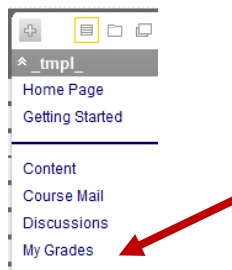


Accessing Your Grades

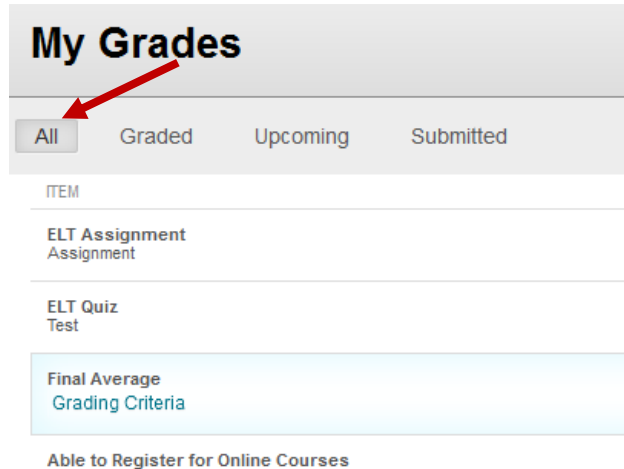
1. This can be done from either the institution page or within a particular course.
 - a. From the Courses tab,
 - i. click on the desired course



- ii. Click < my grades > in the left panel.



2. Be sure the <All> tab is clicked so all assignments and tests can be viewed whether graded or ungraded.

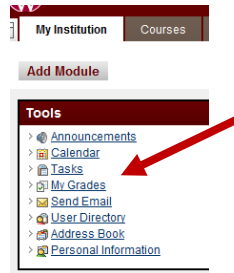


OR:

- a. From the Institution Tab
 - i. Click <My Grades>



Accessing Your Grades



ii. Click desired course

