




## Changing the Language to English in Blackboard

- If you have inadvertently changed the language in Blackboard to Spanish, you can change it back at the login screen.
- Go to [courses.wallace.edu](https://courses.wallace.edu).
- At the top of the screen, you will see an icon option  to change the language:
  - To view the language options, put your mouse pointer over the icon .
  - Choose "**English (United States)**".



The screenshot shows the Blackboard login page for [courses.wallace.edu](https://courses.wallace.edu). The page is currently in Spanish. A red arrow points to the language selection menu in the top left corner, which shows "English (United States)" selected. The main content area includes a "Blackboard Login" section with fields for "Nombre de usuario" and "Contraseña", and a "Compatibility Check" section showing browser and platform information.



CIE

The Center for Instructional Excellence